



BA Series Rupture Disk Burst Sensor

Over pressure indication for rupture disk or relief valve applications

When a pressure surge causes a relief valve to open, it also opens the rupture disk under the valve. This leaves the valve vulnerable to chemical attack. The BA Burst Sensor reduces this threat by constantly monitoring the disk. When connected to an electrical alarm, the BA Burst Sensor alerts personnel to take immediate action to protect system components from further damage.

Operation

When a disk bursts, flow pushes one end of the BA Burst Sensor's conductor out of its retaining slot and opens the electrical circuit. The BA Burst Sensor can be reset by re-inserting the conductor into the retaining slot.

Models

- BA – Burst Sensor
- BA-L – Burst Sensor with integral Leak Detector
- LD – Separate Leak Detector to be used with a BA or RDI

Features

- Re-Settable
- Sizes 1" thru 36" (25 mm - 900 mm)
- Electrically conductive
- Installs on vent side of the disk holder or alone
- Requires minimal flange face-to-face clearance
- Adapts to virtually all makes/types of rupture disks, including Graphite types
- Fits easily into existing pipe systems
- Standard Connection: Red and White wired weatherproof Connector (Connection 1)
- Leak detection options includes the BA-L with an integral Leak Detector, and the LD (sold separately) for use with a standard BA. Both will indicate if the rupture disk or relief valve is leaking fugitive emissions downstream through the assembly
- Moisture and abrasion resistant connector features two-pin bullet terminal
- Compatible with Metal or Graphite Rupture Disks or for stand alone use (relief valve applications)

Note: *Blue Belden Wire: 1503A, 22 AWG stranded (7x30) TC conductors, PVC insulation, twisted pair, overall Beldfoil shield (100%coverage), 24 AWG stranded TC drain wire, PVC jacket.

BA Operating Limits	
Max. Temperature	700°F (371°C)
Max. Continuous Temp	548°F (287°C)
Max. Voltage	24 VDC
Max. Current	20 mA

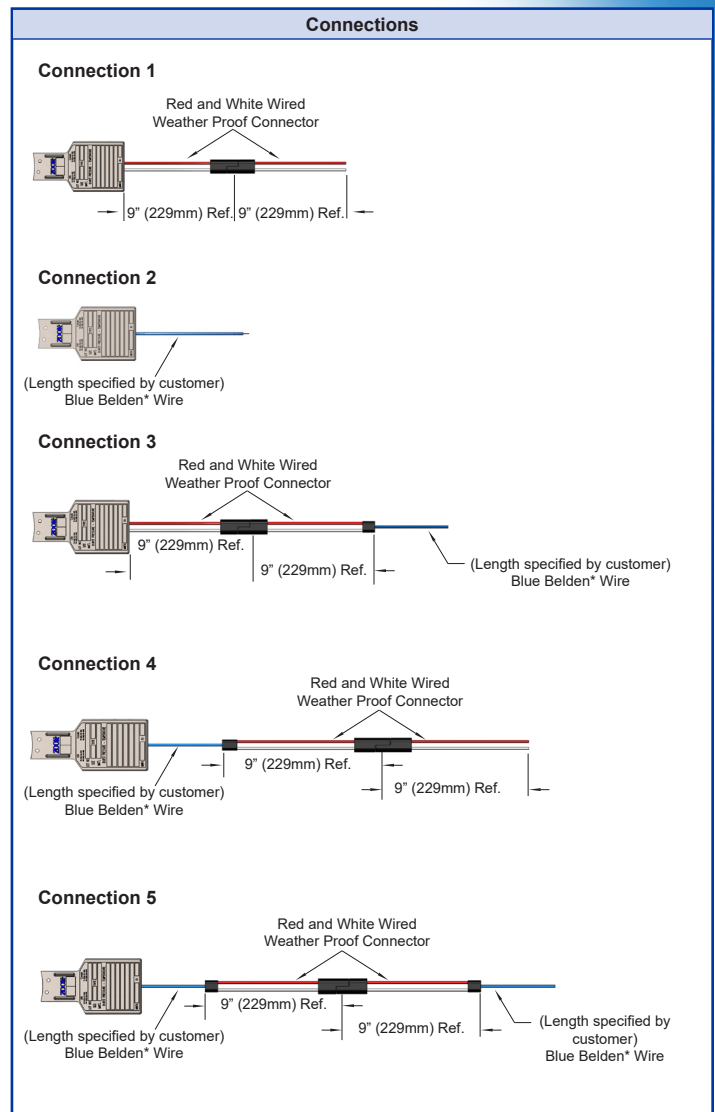
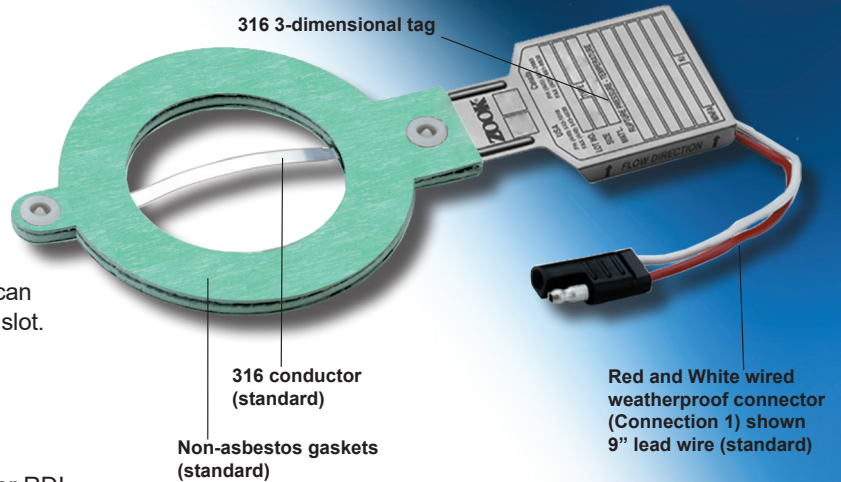
*BA equipped with PTFE gaskets and BA-L & LD are limited to 500°F (260°C)

BA Size	Nominal Indicator Thickness	Thickness with Optional LD
1" - 24" (25 mm - 600 mm)	3/16" (5 mm)	1/4" (6 mm)

Please consult your local ZOOK representative or contact us at sales@zookdisk.com.

Ordering Information

When ordering BA Series, specify: flange size, flange series, relieving pressure or pressure relief device, connection type and coincident temperature.



BA Series Specifications

Optional Leak Detector (LD) for BA Burst Sensor

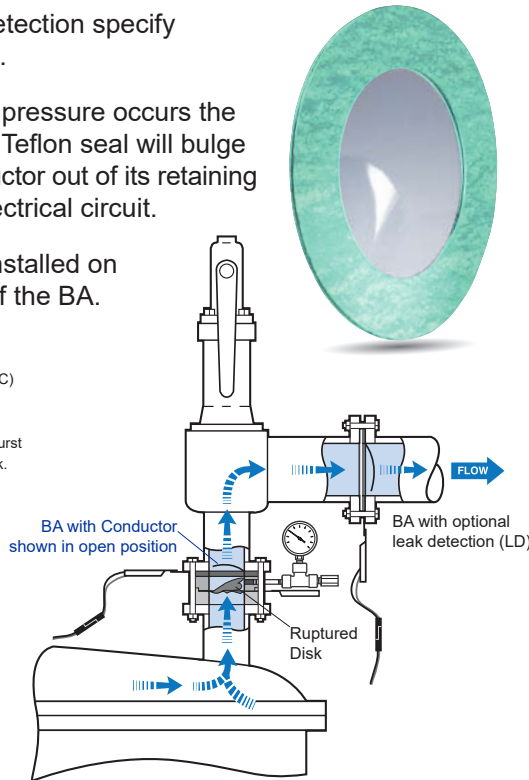
For optional leak detection specify either a BA-L or LD.

When a build-up in pressure occurs the Leak Detector PFA Teflon seal will bulge and push the conductor out of its retaining slot opening the electrical circuit.

The LD is always installed on the pressure side of the BA.


Notes:

- Max. Temperature of 500°F (260°C)
Limitation of liner material.
- Build up of pressure below Leak Detector can increase effective burst pressure of upstream rupture disk.

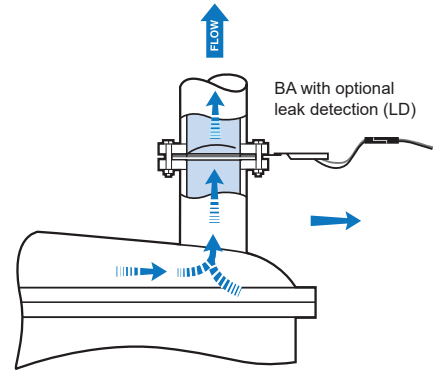


Relief Valve with BA & LD Burst Sensor Applications

BA with Optional Leak Detection (LD) with conductor shown in open position



Note: BA, BA-L, and BA with LD are considered simple devices, therefore, approval is not required. Installation must be in accordance with ANSI/ISA RP12.6 and the NEC (ANSI/NFPA 70)



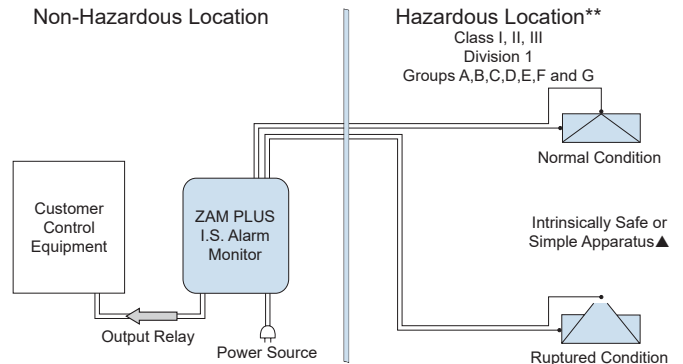
Storage Tank Application with BA & LD

Monitor

The BA Burst Sensor works with ZOOK ZAM Plus Alarm Monitor or any other monitoring system. Consult ZOOK for additional information. The monitor wired to the BA Burst Sensor will be activated providing immediate local or remote warning of a ruptured disk. The ZAM Plus monitor allows output to control pumps, valves, and other equipment which may be activated to control or shutdown a process.

CAUTION

The BA Burst Sensor is an electrical device suitable for use in hazardous locations (Class I, II, and III, Division 1 and 2, Group A thru G) provided that it is used with an approved intrinsically safe electrical alarm monitor. For services involving highly electrically conductive fluids, consult the ZOOK factory for this type of application.



Notes:

- **Contact ZOOK for information about mounting the ZAM Plus Alarm Monitor in hazardous locations.
- ▲Hazardous location equipment must be NEC compliant or simple apparatus.



BA_032021

Visit us at www.zookdisk.com

SERVING AMERICA, CENTRAL & SOUTH AMERICA

16809 Park Circle Drive
Chagrin Falls, Ohio 44022
United States

Toll Free: +1 800 543 1043
Phone: +1 440 543 1010
Fax: +1 440 543 4930
E-mail: sales@zookdisk.com

SERVING EUROPE, MIDDLE EAST & AFRICA

Navigation House, Bridge St.
Killamarsh, Sheffield, S21 1AL
United Kingdom

Phone: +44 (0) 1909 560999
Fax: +44 (0) 1909 560860
E-mail: sales.europe@zookdisk.com

SERVING CANADA

4400 South Service Road
Burlington, Ontario, L7L 5R8
Canada

Toll Free: +1 800 370 6057
Phone: +1 905 681 2885
Fax: +1 905 681 8838
E-mail: sales.canada@zookdisk.com

SERVING ASIA PACIFIC

Unit No. 23A-05, Menara Landmark
No.12, Jalan Ngee Heng
80000 Johor Bahru, Johor,
Malaysia

Phone: +60 (7) 2910099
Fax: +60 (7) 2910096
E-mail: sales.asia@zookdisk.com